

Data sheet

Lifting column JC35EM3



Data sheet

JC35EM3

Features

- Motor: 24VDC
- Built-in dimension: 350mm(+/-4)
- Stroke length: Max 400mm(+/-4)
- Load in push: 2000N
- EM3 has three types: EM3-E(small)and EM3-F(large)
- Static bending moment: 500NM
- Dynamic bending moment: 250NM
- Protection class: IP54
- Colour:anodised aluminium
- Built-in electrical limited switch-not adjustable
- Noise level: 48dB
- Approvals: CE ,IEC60601-1



Options

- With hall-sensor (apply for synchronize or memory function)

Usage

- Usage temperature: From +5° to +40°
- Duty cycle: 2 minutes continuous use followed by 18 minutes not in use
- Compatibility: JCB35A, JCB35B, JCB35E, JCB35Q, JCB35T and JCB35R

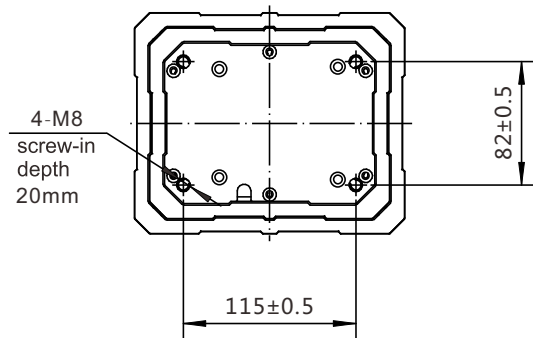
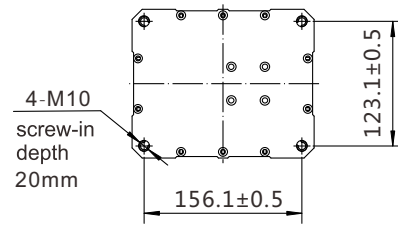
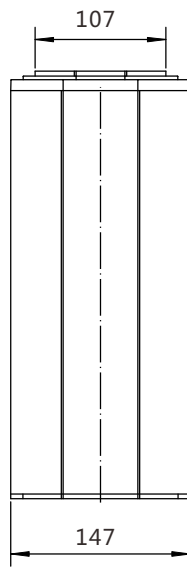
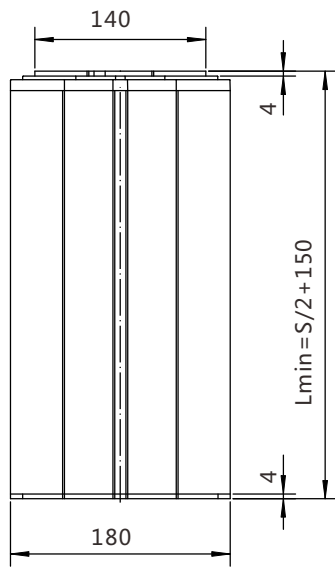
Technical specifications

Spindle pitch	Push max (N)	Self-lock (N)	Bending force max(Static) (NM)	Bending force max(Dynamic) (NM)	Speed without load (mm)	Speed under load (mm)	Current under load (A)
6	2000	2000	500	250	15	10	5

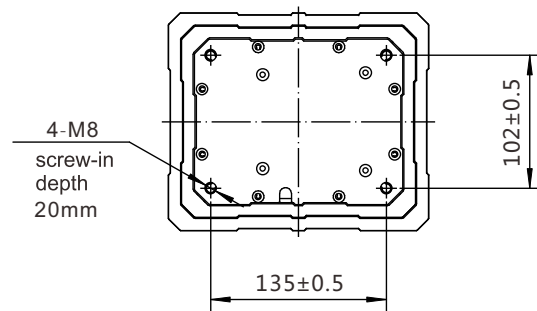
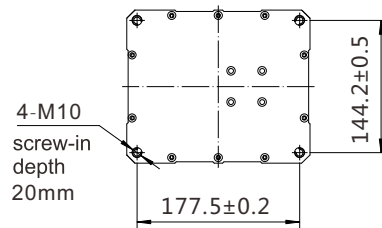
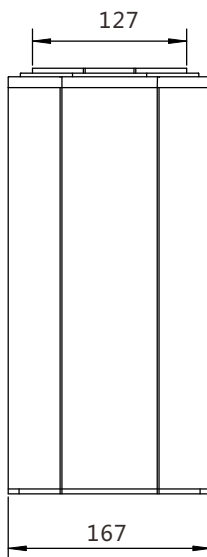
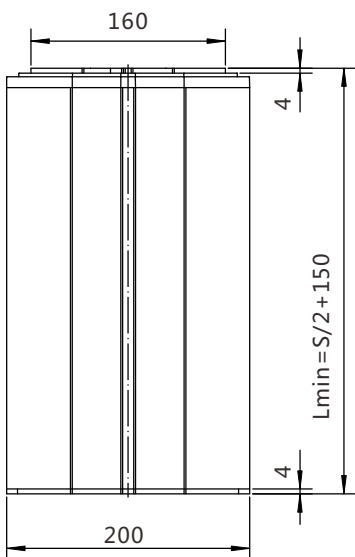
Comments to table

- The above measures are made in connection with 24V DC stabilized voltage supply.
- JIECANG control boxes are designed so that they will short-circuit the motor terminals (poles) of the actuator(s) when the actuator(s) are not running. This solution gives the actuator(s) a higher self-locking ability. If the actuator(s) are not connected to a JIECANG control box, the terminals of the motor must be short-circuited to achieve the self-locking ability of the actuator.

Dimension



JC35EM3-E



JC35EM3-F

Installation dimensions

$L = S/2 + 150$

Ordering Key

JC35EM - 3 - Y - G - 2 - 10 - 24 - 400/450 - 0 - 0 - 10 - 2D0 - 07 - G

